

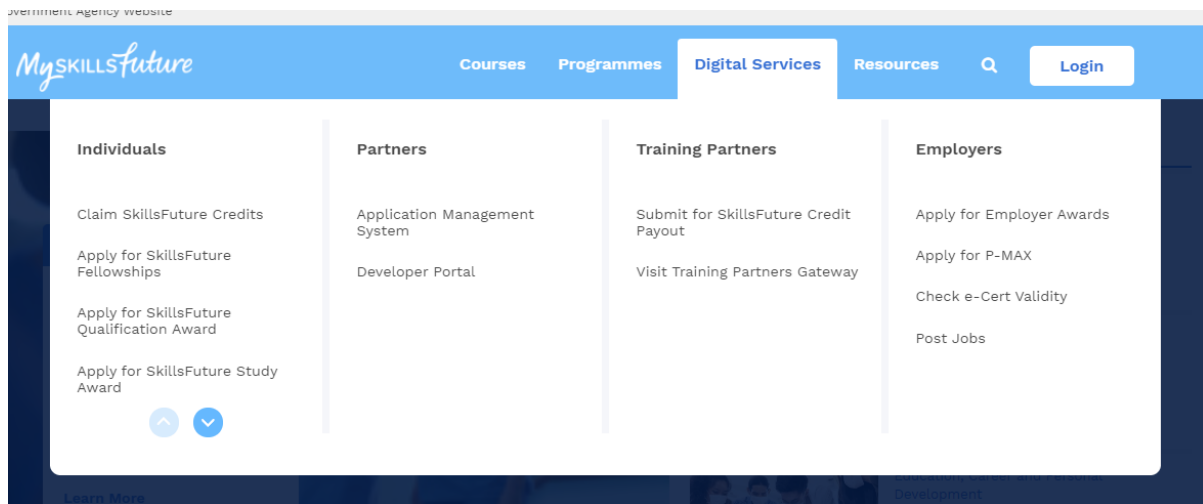


Downloading of Certificates (Foreign)

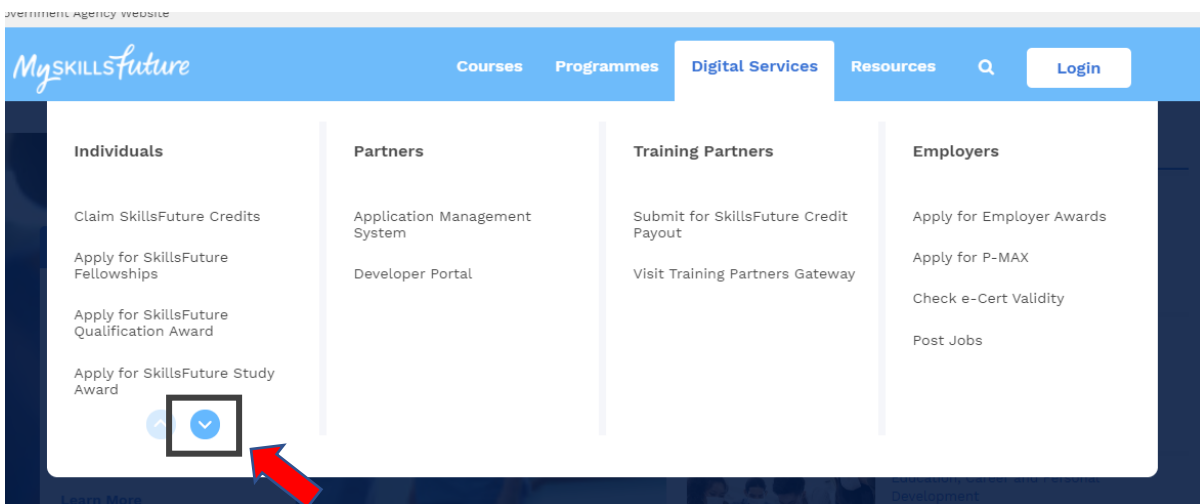
Downloading of Certificates (Foreigners)

Step 1: Go to

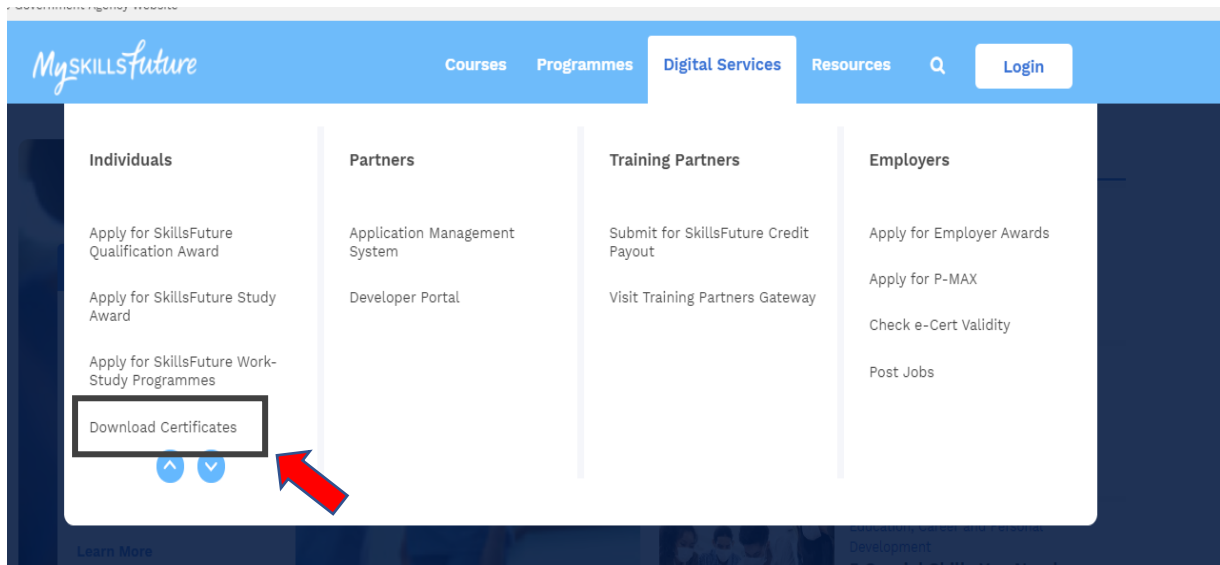
<https://www.myskillsfuture.gov.sg/content/portal/en/index.html#> > Digital Services



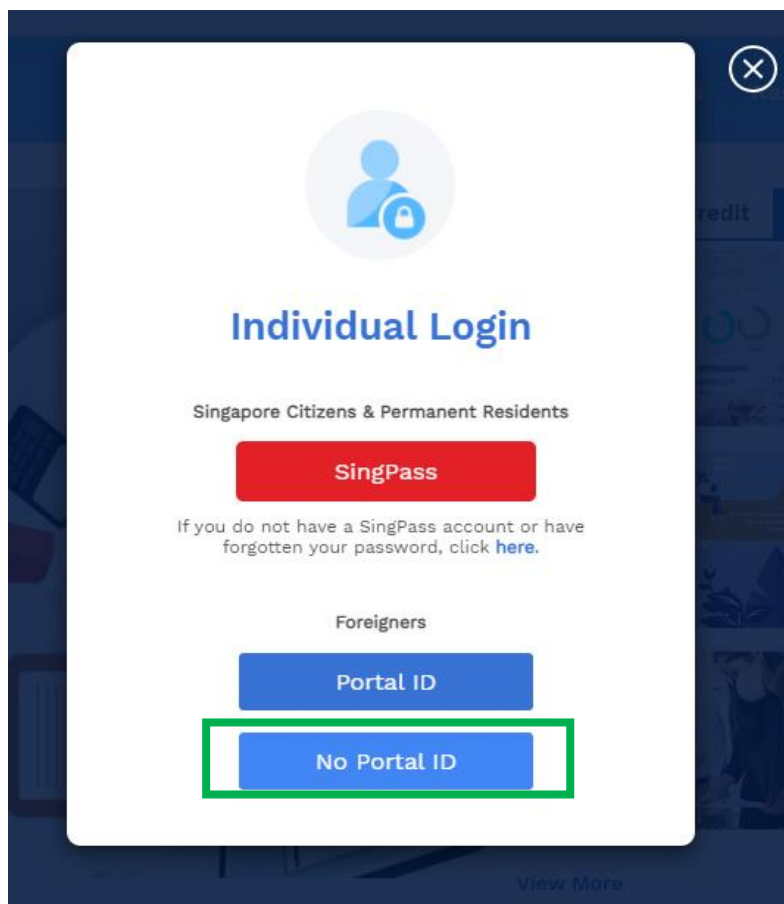
Step 2: Click the down button (as shown below)



Step 3: Click download Certificates



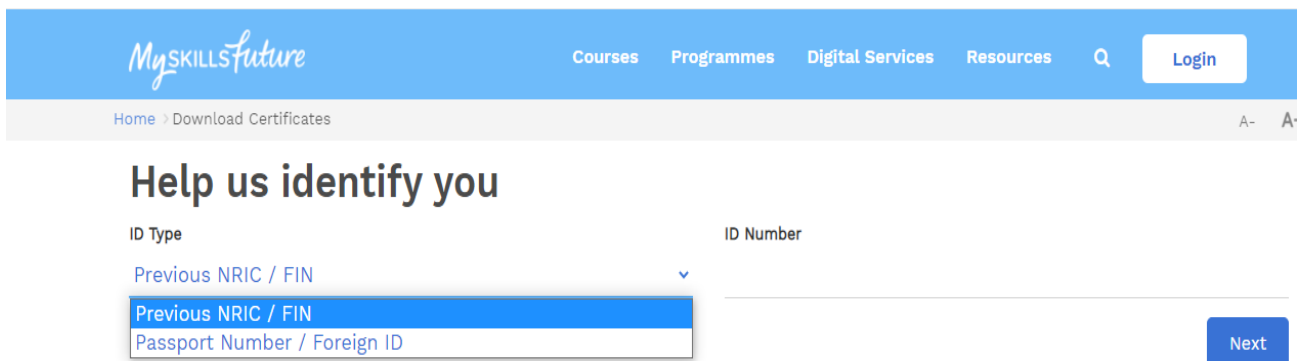
Step 4: Click “no portal ID”



Step 5: Enter “ID Types”, “ID Number”

Note¹:

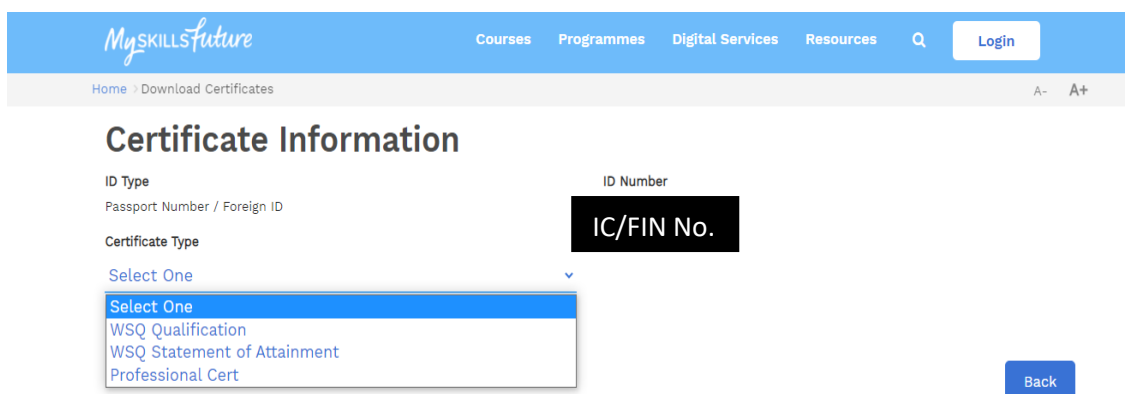
- a. Select “Previous NRIC/FIN” for ex-Singaporean or FIN Holder
- b. Select “Passport Number/Foreign ID” for foreign passport/identifications.



The screenshot shows the MySKILLSfuture website interface. At the top, there is a navigation bar with the logo and links for Courses, Programmes, Digital Services, Resources, and a Login button. Below the navigation bar, the breadcrumb trail reads 'Home > Download Certificates'. The main heading is 'Help us identify you'. There are two input fields: 'ID Type' and 'ID Number'. The 'ID Type' dropdown menu is open, showing two options: 'Previous NRIC / FIN' (highlighted) and 'Passport Number / Foreign ID'. The 'ID Number' field is empty. A blue 'Next' button is located to the right of the 'ID Number' field.

Step 7: Select either one of these following Certificates type

- WSQ Qualifications
- WSQ Statement of Attainment



The screenshot shows the MySKILLSfuture website interface. At the top, there is a navigation bar with the logo and links for Courses, Programmes, Digital Services, Resources, and a Login button. Below the navigation bar, the breadcrumb trail reads 'Home > Download Certificates'. The main heading is 'Certificate Information'. There are three input fields: 'ID Type', 'Certificate Type', and 'ID Number'. The 'ID Type' dropdown menu is open, showing 'Passport Number / Foreign ID' selected. The 'Certificate Type' dropdown menu is open, showing 'Select One' selected. The 'ID Number' field contains 'IC/FIN No.'. A blue 'Back' button is located to the right of the 'ID Number' field.

¹ This should be the identification registered with the institution at the time of your study.

Step 8: Enter “Year of Attainment”

“Institution UEN” – S92CS0207H (POLWEL)

“Captcha characters” > find cert

Home > Download Certificates A- A+


Certificate Information

ID Type: Passport Number / Foreign ID
ID Number: [REDACTED]

Certificate Type: WSQ Qualification
Year of Attainment: [REDACTED]

Institution UEN: Search for Institution UEN [here](#) ⓘ

Type the characters you see below.
Can't see the image? Click on the button below to refresh.



This field is required.


Step 9: Select respective courses you want to print > Download E-Cert

Handle Security Incidents and Services

Competency Standard Name: Handle Security Incidents and Services

Assessment Organisation: POLWEL CO-OPERATIVE SOCIETY LIMITED

WSQ Framework Name: SECURITY

OpenCert: 

Date of Assessment: 23 Sep 2019

Results: Competent

STATEMENT OF ATTAINMENT ISSUE VERIFIED

e-Certificate: